

My Campus Pass Instructions

Step 1. Go to my.rutgers.edu

Step 2. Login with your netID. (Upper right corner)

The screenshot shows the myRutgers website interface. At the top right, there is a navigation bar with a "Tutorial Video" icon, a "People" dropdown menu, and a search box labeled "RU Search". Below this, there are two yellow buttons: "CommunityID" and "Login". The main content area is divided into two columns. The left column is titled "System Announcements" and contains a message about a new tutorial video series, dated 9-8-2020. The right column is titled "University Messages" and contains the text "There are no announcements at this time." Below the announcements, there is a red navigation bar with various icons and links, including "Welcome", "Profile", "Alerts", "Feedback", "Help", "Tutorial Video", and "Logout". A yellow circle highlights the "Tutorial Video" icon in this bar. Below the navigation bar, there is a "NEW" announcement about enrollment pathways, dated 11-12-2019.



NetID Login

NetID:

Password:

Ensure proper security — keep your password a secret

I am at a public workstation, disable single sign-on. ⓘ

Forgot your NetID or password?
First-time users, activate your NetID.
[Need more help?](#)

For security reasons, please [log out](#) and exit your web browser when you are done accessing services that require authentication!

My Campus Pass Instructions

Step 3. You should arrive at this page.

The screenshot shows the myRUTGERS dashboard with a red header. The navigation bar includes: My Dashboard, My Apps, Welcome, Banner Self Service, Financial Aid, Libraries, Research, Education, Healthcare, Technology, and Add Tab. The main content area is divided into three columns. The left column is titled 'GradFund Advising' and contains a 'Fellowship Advising for Graduate Students' section with icons for 'Search for Fellowships and Grants to Support Graduate Study' and 'Schedule an Advising Appointment'. The middle column is titled 'My Campus Pass' and has sub-sections for 'Self-Screen' and 'Vaccine'. A red alert icon is next to 'Vaccine'. The text reads: 'Please renew your Campus Pass. Based on your last submitted survey from [redacted] you were cleared to enter: School of Health Professions Building'. A large yellow button says 'Renew My Campus Pass Submit a new self-screen survey'. Below it is a 'View my survey history' link and an 'Additional Information' link. The right column is for 'Robert Wood Johnson Med School - Piscataway' and lists 'RBHS' with fields for 'NetID', 'RBHSid', and 'Email'. Below these are icons for 'Change password', 'Update Phone', 'ID Card', 'Directory Privacy', 'Emergency Contact', and 'Authorized Access'. A vertical 'Feedback' button is on the far right.



GradFund Advising



Fellowship Advising for Graduate Students

Search for Fellowships and Grants to Support Graduate Study

Schedule an Advising Appointment

My Campus Pass

Self-Screen Vaccine

Please renew your Campus Pass.


Based on your last submitted survey from [redacted] you were cleared to enter:

School of Health Professions Building

Renew My Campus Pass
Submit a new self-screen survey

View my survey history

Additional Information



Robert Wood Johnson Med School - Piscataway

RBHS

NetID [redacted]
RBHSid [redacted]
Email [redacted]

Change password
Directory Privacy

Update Phone
Emergency Contact

ID Card
Authorized Access

Feedback

My Campus Pass Instructions


Step 4. Click on “Renew my Campus Pass”

Step 5. A new tab / window should open. Answer all of the questions!

* Are you entering a Rutgers building?

- Yes
 No

* Please enter ALL Rutgers locations you will be visiting today: 

Multiple locations may be selected. 

 School of Health Professions Building


*Are you entering a Rutgers building? **YES**


*Please enter ALL Rutgers locations you will be visiting today: **SCHOOL OF HEALTH PROFESSIONS BUILDING.**
You do not need to enter any other buildings.

My Campus Pass Instructions

Step 6. If you have been cleared, you will see this on your Dashboard!

My Campus Pass

Self-Screen Vaccine 





You are **Cleared for entry**

Based on your submitted

Survey from 2021-07-16 09:11:45

Please Note: You must also ensure that you follow your school or department procedures before arriving on site.

 Update my survey

 View my survey history

[Additional Information](#)

Step 7. Repeat every day you are on campus!